

How to launch a new application

When applying for continuation

If you would like to apply for continuation of an approved application, please find your application in the list of “採択済課題”(Approved applications) and click **continue**.

※If you are unable to click on the **continue** button please click **New application** to create a new application.

The screenshot displays a user interface with a green header bar containing navigation links: 'Change Password', 'My Profile', 'Contact Us', and 'Single Sign-on Setting'. A 'Timeout Count: 03:56' and 'Login User:' are also visible. The main content area is titled 'My Page' and is divided into three sections:

- 新規申請/New applications:** A table with columns for Year, Classification, Leader, Title, Role, Status, and Update. It lists three applications from 2021, each with 'submitted' status and a 'withdraw' button.
- Start:** A button labeled 'new application'.
- 採択済課題/Approved applications:** A table with columns for Year, Classification, Leader, Title, Role, Notification, Additional/Travel, Report, and Continue. It shows one application from 2021 with a 'notification' button and a red 'continue' button.
- 昨年度採択済課題/Completed applications last year:** A table with columns for Year, Classification, Leader, Title, Role, Report, and Continue. It shows one application from 2020 with an 'upload' and a 'continue' button.

From the list in “採択済課題”(Approved applications), you can find your approved application that you would like to apply for continuation and click on the button **continue** the right of the title so that you can start up a new application form with a copy of your previous application.

When applying for a new application

Change Password My Profile Contact Us Single Sign-on Setting Timeout Count: 03:56 Login User:

My Page

新規申請/New applications:

年度 Year	分類 Classification	代表者 Leader	タイトル Title	役割 Role	状態 Status	最終更新日 Update
2021	研修		研修	代表者	edit submitted withdraw	申請書 : 2021-05-20 09:26
2021	研修		研修	代表者	edit submitted withdraw	
2021	研修		研修	代表者	edit submitted withdraw	

Start : [new application](#)

採択済課題/Approved applications:

年度 Year	分類 Classification	代表者 Leader	タイトル Title	役割 Role	追加/出張申請 Additional/Travel	報告書 Report	継続申請 Continue
------------	----------------------	---------------	---------------	------------	------------------------------	---------------	------------------

昨年度採択済課題/Completed applications last year:

年度 Year	分類 Classification	代表者 Leader	タイトル Title	役割 Role	報告書 Report	継続申請 Continue
2020	研修		研修	代表者	upload	continue

After logging into NOUS, click the button **New application** at the bottom of "新規申請/New applications".

Change Password My Profile Contact Us Single Sign-on Setting Timeout Count: 03:56 Login User: [icon]

My Page

新規申請/New applications:

年度 Year	分類 Classification	代表者 Leader	タイトル Title	役割 Role	状態 Status	最終更新日 Update
2021	[icon]	[icon]	[icon]	[icon]	[icon]	申請書 : 2021-05-20 09:26
2021	[icon]	[icon]	[icon]	[icon]	[icon]	申請書 : 2021-05-20 09:26
2021	[icon]	[icon]	[icon]	[icon]	[icon]	申請書 : 2021-04-08 13:45

Start : [new application](#)

採択済課題/Approved applications:

年度 Year	分類 Classification	代表者 Leader	タイトル Title	役割 Role	報告書 Report	継続申請 Continue
2020	[icon]	[icon]	[icon]	代表者	upload	continue

昨年度採択済課題/Completed applications last year:

Select the institute.

Change Password My Profile Contact Us Single Sign-on Setting Timeout Count: 03:56 Login User: [User Icon]

My Page

新規申請 / New Application

[Select the institute and then application category.]

1. Select the institute.
IMS.分子科学研究所[IMS]

2. Then, select the application category.

IMS-RCCS-B	分子科学研究所[IMS]計量科学研究センター施設利用(B)	2021
IMS-RCCS-B-en	分子科学研究所[IMS]RCCS-Category(B)-English	2021
IMS-z-nmr	分子科学研究所[IMS]協力研究(NMRプラットフォーム)(前期)(随時)	2021
IMS-RCCS-A	分子科学研究所[IMS]計量科学研究センター施設利用(A)	2021
IMS-RCCS-A-en	分子科学研究所[IMS]RCCS-Category(A)-English	2021
IMS-RCCS-I	分子科学研究所[IMS]計量科学研究センター所内利用	2021
IMS-RCCS-I-en	分子科学研究所[IMS]RCCS-Category(I)-English	2021

Cancel

採択済課題 / Completed applications last year:

年度 Year	分類 Classification	代表者 Leader	タイトル Title	役割 Role	報告書 Report	継続申請 Continue
2020	[Icon]	[Icon]	[Icon]	代表者	upload	continue

Then, select the application category.

!
Please be sure to select the correct category, type and fiscal year of application.

If you cannot find the application category, scroll down the pop-up window.

Change Password My Profile Contact Us Single Sig nous-dev.nins.jp の内容 Timeout Count: 03:56 Login User:

My Page

nous-dev.nins.jp の内容
Do you really create an application with 2021[ExCELLS-ippankiki] ?

OK

新規申請/New applications:

年度 Year	分類 Classification	代表者 Leader	タイトル Title	役割 Role	状態 Status	Update
2021	ExCELLS		ExCELLS 2021 新規申請	代表者	edit submitted withdraw	申請書 : 2021-05-20 09:26
2021	ExCELLS		ExCELLS 2021 新規申請	代表者	edit submitted withdraw	申請書 : 2021-05-20 10:10
2021	ExCELLS		ExCELLS 2021 新規申請	代表者	edit submit withdraw	申請書 : 2021-04-08 13:45

Start :

採択済課題/Approved applications:

年度 Year	分類 Classification	代表者 Leader	タイトル Title	役割 Role	追加/出張申請 Additional/Travel	報告書 Report	継続申請 Continue
2020	ExCELLS		ExCELLS 2020 採択済課題	代表者	upload	continue	


昨年度採択済課題/Completed applications last year:

年度 Year	分類 Classification	代表者 Leader	タイトル Title	役割 Role	報告書 Report	継続申請 Continue
2020	ExCELLS		ExCELLS 2020 採択済課題	代表者	upload	continue

You will be asked "Do you really create an application with ○○ (category name)? Click "OK" when the confirmation screen appears.

The process of launching a new application is completed.



Inquiry



If you have any questions about NOUS, please do not hesitate to contact to us.

Address

**Joint Research Section, International Relations and Research Cooperation Division,
Okazaki Administration Center , National Institutes of National Sciences(NINS)
38 Nishigonaka Myodaiji, Okazaki, Aichi, 444-8585**

 **TEL 0564-55-7133**
 **MAIL r7133@orion.ac.jp**