

How to log into NOUS with Two-Step Verification

NOUS Help New User Reset Password Contact Us

Login with your credentials

Login ID:

Password:

Login

Shibboleth authentication

For your single sign-on to NOUS, your institutional identification provider (IdP) must allow the 'eduPersonTargetedId' attribute to be referred by the NOUS service provider (SP). You should also agree to do so in the confirmation dialog.

Login via Shibboleth

Please open the login page for NOUS from here (<https://nous.nins.jp/user/signin>).

NOUS Help New User Reset Password Contact Us

Login with your credentials

Login ID: [dropdown menu]

Password: [input field]

Login

Shibboleth authentication

For your single sign-on to NOUS, your institutional identification provider (IdP) must allow the 'eduPersonTargetedId' attribute to be referred by the NOUS service provider (SP). You should also agree to do so in the confirmation dialog.

Login via Shibboleth

Please click an Login ID entry field and enter your ID using your email address, which you registered when you applied for an user account.



If you can not remember your Login ID, please send us email. There is our email address in "Inquiry" below.

The screenshot shows a web page with a green header containing the text "NOUS Help New User Reset Password Contact Us". The main content area is light gray and contains a white login form. The form has a title "Login with your credentials" and two input fields: "Login ID:" and "Password:". The "Password:" field is highlighted with a red rectangular box. To the right of the "Password:" field is a green "Login" button. Below the input fields is a section titled "Shibboleth authentication" with a green button labeled "Login via Shibboleth".

Please click an password entry field and enter your password. After that, please click the button **Login** .



If you can not remember your password and would like to reset it, please check "Resetting password" below.

Please enter authentication key

This site will send you some related notifications via "no-reply@nous-dev.nins.jp." Please setup your mail system to accept this address or "@nous-dev.nins.jp" domain beforehand.

Push this button to obtain your keycode.

Please enter the obtained authentication key:

OK

Cancel

Please authenticate with Google

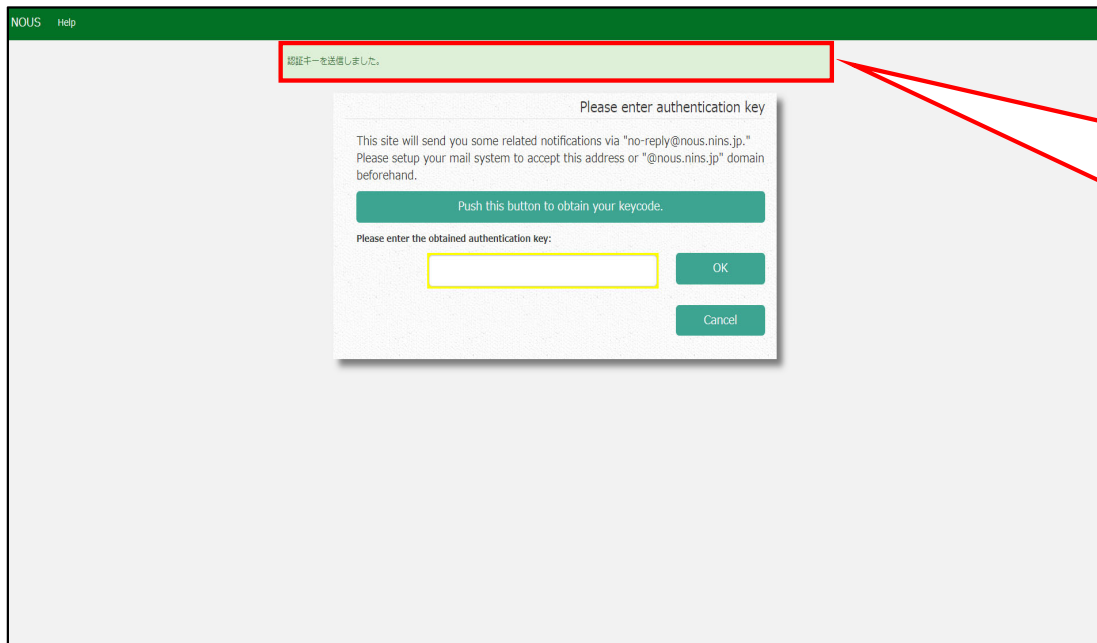
関連付けしたGoogleアカウントで認証することができます。
以下のボタンを押して、Google認証を行ってください。
※Google認証を行うためには、My PageのLogin SettingsメニューにてNOUSアカウントとあなたのGoogleアカウントを関連付ける必要があります。

Sign in with Google

Please confirm the webpage has been switched and your ID and password are correct. After that, Please click the button

Push this button to obtain your keycode to obtain a verification code.

If you wish to link your NOUS account with your Google account, you will first need to log in to your NOUS My Page using two-step verification and set it up.



Please confirm the message "認証キーを送信しました", which means an verification code has been successfully sent.



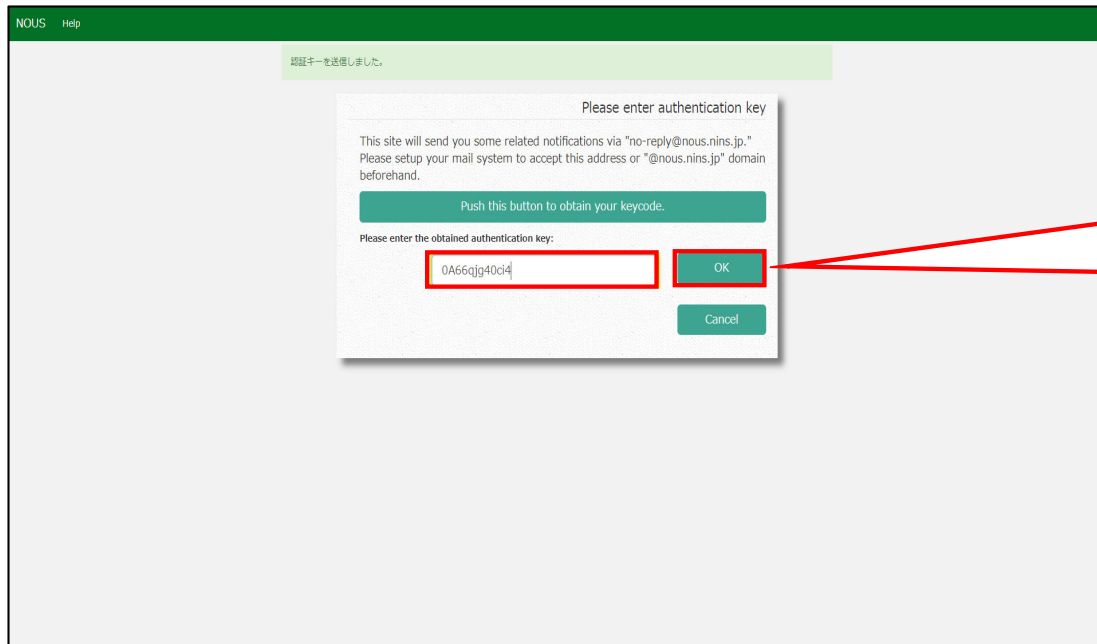
Please open an email sent via NOUS which subject is “認証コードの送付 (Sending a Verification Code)”. The email is sent to your registered email address.

Please copy characters in the email. “認証キー” means a verification code in Japanese.



The code is valid for 10 minutes.
If you need a new one, please go back to the webpage and click the

Push this button to obtain your keycode button again.



Please go back to the login page and paste the code into the field. Then please click the button **OK**.

Change Password My Profile Contact Us Single Sign-on Setting Timeout Count: 03:53 Login U

My Page

Password: reviewer >>

新規申請/New applications:

年度 Year	分類 Classification	代表者 Leader	タイトル Title	役割 Role	状態 Status	最終更新日 Update
2021	ExCELLS-ippankiki			代表者	edit submit withdraw	申請書 : 2020-12-04 16:09
2021	NIPS-imaging			代表者	edit submit withdraw	申請書 : 2020-12-04 16:11
2021	NIPS-project			代表者	edit submit withdraw	申請書 : 2020-12-02 09:26

Start : [new application](#)

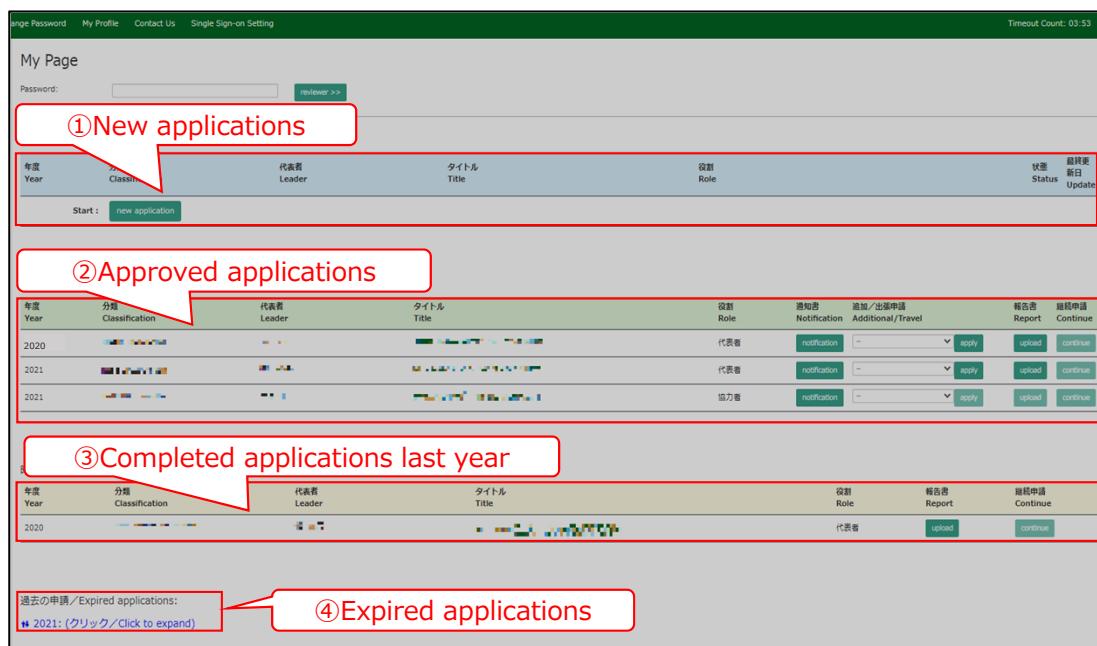
採択済課題/Approved applications:

年度 Year	分類 Classification	代表者 Leader	タイトル Title	役割 Role	通知書 Notification	追加/出張申請 Additional/Travel	報告書 Report	継続申請 Continue
2020	IMS-(k)UVSORnano			代表者	notification	-	apply upload continue	
2020	IMS-(k2)UVSOR			協力者	notification	-	apply upload continue	
2020	NIPS-public z			代表者	notification	-	apply upload continue	

Please conform you successfully logged into My Page.


How to log into NOUS with Two-Step Verification is completed.

My Page displays [New applications], [Approved applications], [Completed applications last year], and [Expired applications], so please check them as necessary.



Contents	Information to be displayed
① New applications	The proposal which is yet to be reviewed will be displayed here. In order to create a new application, click New application button to launch the application form.
② Approved applications (Proposals already accepted)	This item displays the proposals that have been accepted this fiscal year.
③ Completed applications last year (Proposals already accepted in the previous fiscal year)	This item displays the proposals that were accepted last fiscal year.
④ Expired applications (Past Proposals)	In this section, rejected proposals and proposals that were accepted two or more years ago are displayed. Click on the blue text that says "Click to expand" to view the applications for the corresponding year.



Inquiry



If you have any questions about NOUS, please do not hesitate to contact to us.

Address

**Joint Research Section, International Relations and Research Cooperation Division,
Okazaki Administration Center , National Institutes of National Sciences(NINS)
38 Nishigonaka Myodaiji, Okazaki, Aichi, 444-8585**

 **TEL 0564-55-7133**
 **MAIL r7133@orion.ac.jp**